





















## RESULTS

Race 1		51 - 70		Laps 5		Portage 4		19 km	
K1 Junior Women				Small lap 1					
Medal Ceremony 10:45				Thursday Septe		Start Time		09:00:00 2:05:27.190	
Rank	Boat	BIB	Family name	Given name	Born	Nation	Diff	Time	
1	58	8	CSIKÓS	Zsóka	2001	HUN 		01:35:45,39	
2	52	2	FEKETE	Dorina	2001	HUN 	00:00:00,56	01:35:45,95	
3	51	1	MACKENZIE	Christie	1999	RSA 	00:01:44,80	01:37:30,19	
4	57	7	REY	Nora	1999	ESP 	00:02:18,94	01:38:04,33	
5	59	9	BLANCH	Erin	1999	AUS 	00:02:20,24	01:38:05,63	
6	56	6	MILOVA	Katerina	2000	CZE 	00:02:34,85	01:38:20,24	
7	60	10	ISOTTA	Teresa	2000	ITA 	00:03:00,05	01:38:45,44	
8	55	5	HAKE	Jule Marie	1999	GER 	00:04:52,11	01:40:37,50	
9	62	12	MIX	Marie	1999	GER 	00:04:53,23	01:40:38,62	
10	67	17	FERNANDES	Rita	1999	POR 	00:06:52,39	01:42:37,78	
11	66	16	MACKENZIE	Caitlin	2001	RSA 	00:06:54,50	01:42:39,89	
12	63	13	HIDALGO	Nerea	1999	ESP 	00:08:07,65	01:43:53,04	
13	69	19	DUFFIELD	Florence	2000	GBR 	00:08:22,96	01:44:08,35	
14	53	3	SULA	Samantha	1999	CAN 	00:08:41,49	01:44:26,88	
15	64	14	LAGERSTAM	Julia	1999	SWE 	00:18:17,33	01:54:02,72	
wd	54	4	JOHANSEN	Alva	1999	SWE 		dnf	



## RESULTS

Race		2	241-250		Laps 4		Portage 3		15,4 km
C1 Women Junior			Small lap 1						
Medal Ceremony 10:45					Thursday Septemb		Start Time	09:05:00	
Rank	Boat	BIB	Family na Given nan	Born	Nation		Diff	Time	
1	242	21	BRAGATO Giada	1999	HUN			01:36:46,64	
2	243	22	TRONCIN Mathilde	1999	FRA		00:00:15,03	01:37:01,67	
3	241	20	SZAJDEK Maja	2000	POL		00:07:14,10	01:44:00,74	



## RESULTS

Race		301-320		Laps 6		Portage 5		22,6 km	
K1 Women U23				Small lap 1					
Medal Ceremony 13:45				Thursday September 7th		Start Time		11:50:00	
Rank	Boat	BIB	Family name	Given name	Born	Nation		Diff	Time
1	302	25	MIHALIK	Sára Anna	1996	HUN			01:49:43,12
2	307	30	CZÉLLAI-VÖRÖS	Zsófia	1995	HUN		00:00:28,78	01:50:11,90
3	314	37	LANE	Alexandra	1994	GBR		00:02:32,80	01:52:15,92
4	306	29	ÁLVAREZ	Tania	1994	ESP		00:02:47,13	01:52:30,25
5	313	36	ROSENKILDE	Emilie	1994	DEN		00:03:20,96	01:53:04,08
6	301	24	ARQUERO OLMEDO	Luca	1994	ESP		00:05:04,05	01:54:47,17
7	304	27	PURCHASE	Kyeta	1998	RSA		00:08:42,75	01:58:25,87
8	309	32	SEGAL	Kerry	1994	RSA		00:08:44,25	01:58:27,37
9	308	31	SLETSJOEE	Anna	1997	NOR		00:09:09,09	01:58:52,21
10	303	26	NEILSON	Isabel	1998	AUS		00:14:58,65	02:04:41,77
11	305	28	STEVENSON	Matilda	1996	AUS		00:17:40,88	02:07:24,00
12	315	38	HANAMOTO	Haruka	1997	JPN		00:18:07,26	02:07:50,38
wd	310	33	VIERSTRAETE	Ulrike	1998	BEL			dnf
wd	311	34	BARTOLI	Sara	1997	ITA			dnf
wd	312	35	PETERS	Hermien	1994	BEL			dnf





## RESULTS

Race		4		251-270		Laps 5		Portage 4		19 km	
C1 Men Junior						Small lap 1					
Medal Ceremony 13:45						Thursday September 7th		Start Time		12:00:00	
Rank	Boat	BIB	Family name	Given name	Born	Nation		Diff	Time		
1	257	45	ADOLF	Balázs	1999	HUN			01:40:53,67		
2	255	43	SIMON	Sebestyén	1999	HUN		00:00:14,03	01:41:07,70		
3	253	41	SILVA	Duarte	1999	POR		00:02:25,09	01:43:18,76		
4	252	40	SHELESTENKO OCUNEVA	Yaroslav	1999	ESP		00:06:31,92	01:47:25,59		
5	256	44	BLANCO	David	1999	ESP		00:08:53,86	01:49:47,53		
6	259	47	VELAZCO VARGAS	Samuel	1999	COL		00:19:14,07	02:00:07,74		
7	254	42	TROUSSEAU	Sofiane	1999	FRA		00:21:21,90	02:02:15,57		
wd	251	39	HEINE	Arved	1999	GER			dnf		



## RESULTS

Race		5		1-20		Laps 6		Portage 5		22,6 km	
K1 Men Junior						Small lap 1					
Medal Ceremony 16:45						Thursday September 7th		Start Time		14:45:00	
Rank	Boat	BIB	Family name	Given name	Born	Nation		Diff	Time		
1	6	53	VARGA	Ádám	1999	HUN			01:41:35,66		
2	3	50	SMITH	Charles	1999	GBR		00:02:41,37	01:44:17,03		
3	14	61	MASINA	Sifiso Albert	1999	RSA		00:02:45,23	01:44:20,89		
4	15	62	LUKÁCS	István	1999	HUN		00:02:53,83	01:44:29,49		
5	13	60	FOLEY	Ronan	2000	IRL		00:04:14,32	01:45:49,98		
6	8	55	HART	Ulvard	2001	RSA		00:05:35,19	01:47:10,85		
7	4	51	RIABOV	Valerii	1999	UKR		00:07:08,07	01:48:43,73		
8	17	64	MOLE	Daniel	1999	AUS		00:07:11,40	01:48:47,06		
9	12	59	PINTA	Nestor Damián	2001	ARG		00:08:52,87	01:50:28,53		
10	7	54	CRONIN	Mitchell	1999	AUS		00:09:14,02	01:50:49,68		
11	1	48	COPPENS	Rien	1999	BEL		00:09:43,00	01:51:18,66		
12	18	65	CUETO CORO	Hugo	2000	ESP		00:11:30,38	01:53:06,04		
13	11	58	SÁNCHEZ	Javier	1999	ESP		00:19:36,74	02:01:12,40		
LAPPED	2	49	WERNER	Jannis	1999	GER			LAPPED		
WD	9	56	FARCI	Davide	2000	ITA			DNF		
WD	10	57	BORGOTTI	Marco	1999	ITA			DNF		
WD	16	63	MYLES	Alec	1999	CAN			DNF		



## RESULTS

Race 6		351-370		Laps 5		Portage 4		19 km	
K2 Women Junior				Small lap 1					
Medal Ceremony 11:20				Friday September 8		Start Time		09:00	
Rank	Boat	BIB	Family name	Given name	Born	Nation	Diff	Time	
1	353	176	KÓHALMI	Emese	2002	HUN		01:26:18,74	
1		184	BAKÓ	Olga	2000				
2	352	175	KORSÓS	Zsófia	1999	HUN		00:02:44,29	01:29:03,03
2		183	NAGY	Viktória Fruzsina	2000				
3	355	178	PETERS	Freya	2001	GBR		00:05:05,31	01:31:24,05
3		186	RUSSELL	Emma	2000				
4	358	1	MACKENZIE	Christie	1999	RSA		00:05:56,84	01:32:15,58
4		189	LAWRIE	Sabina	1999				
5	359	10	ISOTTA	Teresa	2000	ITA		00:06:06,11	01:32:24,85
5		190	CAMPANA	Natalia Isabel	1999				
6	356	16	MACKENZIE	Caitlin	2001	RSA		00:06:30,49	01:32:49,23
6		187	PECKETT	Amy	2001				
7	360	180	SØRENSEN	Anne Hauge	1999	DEN		00:08:54,51	01:35:13,25
7		191	MARETTI	Frederikke	1999				
8	354	177	GARCIA DE DIOS	Xoana	2000	ESP		00:11:01,06	01:37:19,80
8		185	MERINO FIGUEIRA	Aldara	2000				
9	361	181	JOHANSEN	Alva	1999	SWE		00:16:00,92	01:42:19,66
9		14	LAGERSTAM	Julia	1999				
10	357	179	O'ROURKE	Emily	2001	AUS		00:20:54,83	01:47:13,57
10		188	DE KRETZER	Rachel	2000				
WD	351	13	HIDALGO	Nerea	1999	ESP			DNF
WD		7	REY	Nora	1999				



## RESULTS

Race		7		701-720		Laps 5		Portage 4		19 km	
C1 Men U23						Small lap 1					
Medal Ceremony 11:20						Friday September 8		Start Time		09:05:00	
Rank	Boat	BIB	Family name	Given name	Born	Nation					
1	712	77	DÓRI	Bence Balázs	1996	HUN					01:54:00,96
2	710	75	MACIEL	Sérgio	1998	POR		00:00:35,44			01:54:36,40
3	711	76	GLUZA	Patryk	1995	POL		00:01:30,35			01:55:31,31
4	701	66	FERRAINA	Luca	1994	ITA		00:03:26,98			01:57:27,94
5	704	69	KOLESZÁR	Zoltán	1997	HUN		00:04:51,26			01:58:52,22
6	714	144	RODRIGUEZ RAMIREZ	Alejandro	1996	COL		00:05:00,88			01:59:01,84
7	707	72	BORGIEL	Mateusz	1997	POL		00:06:27,98			02:00:28,94
8	703	68	TOSCH	Sven	1997	GER		00:10:17,59			02:04:18,55
9	709	74	DAVYDOV	Denys	1996	UKR		00:14:27,85			02:08:28,81
10	706	71	OSÉS MORENO	Francisco	1998	ESP		00:18:58,92			02:12:59,88
11	702	67	HERRERO GARCIA	Bruno	1999	ESP		00:21:17,33			02:15:18,29
LAPPED	708	73	NAKAJIMA	Tasuku	1998	JPN					LAPPED
LAPPED	705	70	WAKIM	Sabastian	1994	AUS					LAPPED
LAPPED	713	78	MEISTER	Simon	1998	ARG					LAPPED





inc  
African  
Continental Championships

7-10 September 2017

## RESULTS

Race		8		521-540		Laps 6		Portage 5		22,6 km	
K2 Men Junior						Small lap 1					
Medal Ceremony		17:00				Friday September 8 Start Time		11:50			
Rank	Boat	BIB	Family name	Given name	Born	Nation		Diff		Time	
1	530	200	VÉKÁSSY	Levente	1999	HUN				01:35:45,18	
1	530	53	VARGA	Ádám	1999						
2	535	204	EVANS	David	2001	RSA		00:00:08,71		01:35:53,89	
2	535	216	MACKENZIE	Hamish	2001						
3	536	205	GÓMEZ	Carlos	1999	ESP		00:02:18,31		01:38:03,49	
3	536	217	SÁNCHEZ	Miguel	1999						
4	522	195	PETERSEN	Joseph	1999	GBR		00:02:19,59		01:38:04,77	
4	522	207	MCKITTRICK	Oscar	1999						
5	532	202	GENIESSE	Beaudoin	1999	FRA		00:02:28,73		01:38:13,91	
5	532	214	LABBE	Briac	2000						
6	526	197	DAVIS	Callam	2000	RSA		00:02:54,50		01:38:39,68	
6	526	210	LOVEMORE	Hamish	1999						
7	521	194	BODNÁR	Balázs	1999	HUN		00:03:37,14		01:39:22,32	
7	521	206	HORVÁTH	Ádám	2000						
8	528	54	CRONIN	Mitchell	1999	AUS		00:04:03,86		01:39:49,04	
8	528	64	MOLE	Daniel	1999						
9	531	201	GONZALEZ NARCIANDI	Favila	2000	ESP		00:06:02,68		01:41:47,86	
9	531	213	PALACIOS GOAS	Eloy	1999						
10	524	57	BORGOTTI	Marco	1999	ITA		00:08:08,94		01:43:54,12	
10	524	56	FARCI	Davide	2000						
11	527	198	DOOLEY	Luke	2000	AUS		00:09:20,80		01:45:05,98	
11	527	211	SMITH	Maxwell	2000						
WD	525	196	RASK	Thorbjørn	2000	DEN				DNF	
WD	525	209	THOMSEN	Nikolai Gutjahr	2001						
WD	529	199	GEBHARDT	Claas	1999	GER				DNF	
WD	529	212	HENNIES	Mauritz	2000						

Chief Official: Cronberg Jorn





## RESULTS

Race		9		451-500		Laps 5		Portage		4		19 km	
C2 men juniors		DEMONSTRATION				Small lap		1					
Medal Ceremony 17:00						Friday September ( Start Time			11:55				
Rank	Boat	BIB	Family name	Given name	Born	Nation				Diff	Time		
1	452	43	SIMON	Sebestyén	1999	HUN							01:36:46,39
		219	FEJES	Dániel	1999								
2	453	218	DUBOIS DUNILAC	Leo	2000	FRA			00:02:11,15				01:38:57,54
		600	DUBOIS DUNILAC	Thomas	1999								
3	451	39	HEINE	Arved	1999	GER			00:06:59,32				01:43:45,71
		46	MODE	Jonas	1999								
DNS	454	44	BLANCO	David	1999	ESP							DNF
		67	HERRERO GARCIA	Bruno	1999								

Chief Official: Cronberg Jorn



inc  
African  
Continental Championships

7-10 September 2017

## RESULTS

Race		10		171-200		Laps 7		Portage		6		26,2 km	
K1 Men U23						Small lap		1					
Medal Ceremony 17:00						Friday September 8		Start Time		14:46:00			
Rank	Boat	BIB	Family name	Given name	Born	Nation			Diff		Time		
1	185	93	BALBOA	Franco Ivan	1994	ARG					01:52:55,89		
2	184	92	NOTTEN	Nicolas	1995	RSA			00:00:09,21		01:53:05,10		
3	188	96	MÁTHÉ	Krisztián	1994	HUN			00:00:35,21		01:53:31,10		
4	171	79	LLORENS	Miguel	1994	ESP			00:00:54,79		01:53:50,68		
5	194	102	VOLD	Jon Amund	1997	NOR			00:01:17,06		01:54:12,95		
6	186	94	PETERSEN	Mads Brandt	1996	DEN			00:01:18,45		01:54:14,34		
7	178	86	PAUFLER	Marcel	1995	GER			00:01:53,02		01:54:48,91		
8	183	91	BONACINA	Alessandro	1994	ITA			00:02:12,25		01:55:08,14		
9	175	83	VAN DER WESTHUIZEN	Jean	1998	RSA			00:03:36,60		01:56:32,49		
10	177	85	GREGORY	Magnus	1998	GBR			00:03:36,96		01:56:32,85		
11	180	88	TORSTENSSON	Emil	1994	SWE			00:04:46,90		01:57:42,79		
12	174	82	VERGAUVEN	Sebastian	1996	ARG			00:05:07,14		01:58:03,03		
13	176	84	GYÖRGJAKAB	Máté	1997	HUN			00:06:08,14		01:59:04,03		
14	172	80	SCHMIDT	Matthias	1995	GER			00:07:03,62		01:59:59,51		
15	181	89	CARBALLO	Ion	1994	ESP			00:07:48,02		02:00:43,91		
16	193	101	COX	Daan	1997	BEL			00:10:20,59		02:03:16,48		
17	182	90	IVARSEN	Magnus	1997	NOR			00:12:58,15		02:05:54,04		
18	189	97	HAYNES	Casey	1995	AUS			00:13:04,66		02:06:00,55		
19	190	98	COUCKUIT	Robin	1995	BEL			00:15:06,20		02:08:02,09		
20	179	87	DUTTON	Logan	1995	AUS			00:15:30,12		02:08:26,01		
WD	187	95	SVENSSON	Emil	1994	SWE					DNF		
WD	192	100	BAZZANI	Francesco	1996	ITA					DNF		
WD	191	196	THORBJORN	Rask	2000	DEN					DNF		

Chief Official: Cronberg Jorn



## RESULTS

Race		11		401-410		Laps 5		Portage		4		19 km	
C1 Women				Small lap 1									
Medal Ceremony 17:00						Saturday September 9th		Start Time		09:00:00			
Rank	Boat	BIB	Family name	Given name	Born	Nation			Diff		Time		
1	402	104	BABAK	Liudmyla	1997	UKR					<b>01:48:00,94</b>		
2	403	105	LAKATOS	Zsanett	1996	HUN			00:03:19,99		<b>01:51:20,93</b>		
3	406	108	JEŽOVÁ	Jana	1991	CZE			00:08:29,07		<b>01:56:30,01</b>		
4	401	103	MITCHELL	Madeline	1998	CAN			00:13:05,57		<b>02:01:06,51</b>		
5	407	20	SZAJDEK	Maja	2000	POL			00:14:13,48		<b>02:02:14,42</b>		
6	405	107	ABRAHAM	Reka	1985	AUS			00:15:51,32		<b>02:03:52,26</b>		
7	408	110	BEZRODNIKH	Ksenia	1997	RUS			00:18:28,93		<b>02:06:29,87</b>		
WD	404	21	BRAGATO	Giada	1999	HUN					<b>DNF</b>		

Chief Official: Cronberg Jorn





inc  
African  
Continental Championships

7-10 September 2017

## RESULTS

Race		12		441-470		Laps 7		Portage		6		26,2 km	
K1 Women				Small lap 1									
Medal Ceremony 17:00				Saturday September 9th				Start Time		11:50:00			
Rank	Boat	BIB	Family name	Given name	Born	Nation		Diff	Time				
1	163	133	BELCHER	Lani	1989	GBR			02:05:09,65				
2	153	123	KISZLI	Vanda	1993	HUN		00:00:05,42	02:05:15,07				
3	164	126	EGAN	Jennifer	1987	IRL		00:00:34,16	02:05:43,81				
4	150	120	BARRIOS	Eva	1989	ESP		00:01:22,80	02:06:32,45				
5	155	125	KOZISKOVA	Anna	1986	CZE		00:01:26,35	02:06:36,00				
6	152	122	CSAY	Renáta	1977	HUN		00:02:11,35	02:07:21,00				
7	154	124	BROUGHTON	Lizzie	1988	GBR		00:03:00,59	02:08:10,24				
8	151	121	BEDEC	Kristina	1986	SRB		00:03:03,76	02:08:13,41				
9	148	118	PIAZZA	Gaia	1992	ITA		00:03:05,48	02:08:15,13				
10	142	112	COLLUEQUE	Maria Cecilia	1983	ARG		00:03:19,10	02:08:28,75				
11	146	116	HANSEN	Henriette Engel	1982	DEN		00:03:43,54	02:08:53,19				
12	157	127	HARTLEY	Bridgitte	1983	RSA		00:05:21,61	02:10:31,26				
13	141	111	MALINEN	Netta	1992	FIN		00:06:59,99	02:12:09,64				
14	145	115	ANDERSSON	Emma	1987	SWE		00:07:26,82	02:12:36,47				
15	147	117	AHRENS	Marlena	1991	AUS		00:07:27,79	02:12:37,44				
16	144	114	VAN NIEKERK	Melanie	1993	RSA		00:07:59,70	02:13:09,35				
17	161	131	SMITH	Aisling	1993	IRL		00:12:16,82	02:17:26,47				
18	158	128	POL	Hedy	1986	NED		00:13:37,71	02:18:47,36				
19	162	132	LLOSA	Celeste Florencia	1992	ARG		00:19:56,84	02:25:06,49				
DNS	149	119	BROEKX	Lize	1992	BEL			DNF				
LAPPED	160	130	SAKODA	Aren	1997	JPN			LAPPED				
WD	143	113	FIGUERAS	Aurora	1990	ESP			DNF				
WD	159	129	LEVERETT	Kate	1983	AUS			DNF				

Chief Official: Cronberg Jorn

Course Umpire: Cornish Tim

Starter: Heijseelaar Ruud

Chief Judge: Laws Alan



Inc African Continental Championships

7-10 September 2017

## RESULTS

Race		13		371-390		Laps 7		Portage		6		26,2 km	
C1 Men				Small lap 1									
Medal Ceremony 17:00						Saturday September 9th		Start Time		12:00:00			
Rank	Boat	BIB	Family name	Given name	Born	Nation		Diff					Time
1	378	141	KÖVÉR	Márton	1987	HUN							02:10:03,63
2	383	146	GARRIDO	Manuel	1988	ESP		00:02:40,65					02:12:44,28
3	379	142	CAMPOS	Manuel Antonio	1985	ESP		00:05:23,83					02:15:27,46
4	377	140	BARROS	Nuno	1981	POR		00:06:38,83					02:16:42,46
5	382	145	DÓCZÉ	Ádám	1992	HUN		00:06:39,83					02:16:43,46
6	376	139	SOUHEYRE	Tanguy	1993	FRA		00:08:41,42					02:18:45,05
7	375	138	BREZINA	Jakub	1993	CZE		00:10:16,28					02:20:19,91
8	373	136	DAHER	Mirco	1991	ITA		00:11:08,19					02:21:11,82
9	385	74	DAVYDOV	Denys	1996	UKR		00:15:36,97					02:25:40,60
10	384	147	METSOJA	Rain	1972	AUS		00:16:05,66					02:26:09,29
DNS	372	135	PALACIOS	Roberto Carlos	1980	ARG							DNF
DNS	380	143	SAENZ COLLAZOS	Felipe Andres	1994	COL							DNF
DNS	381	144	RODRIGUEZ RAMIREZ	Alejandro	1996	COL							DNF
LAPPED	371	134	TAGUCHI	Mikio	1996	JPN							LAPPED
WD	374	75	MACIEL	Sérgio	1998	POR							DNF

Chief Official: Cronberg Jorn



inc African Continental Championships

7-10 September 2017

## RESULTS

Race 14		101-140		Laps 8		Portage 7		29,8 km	
K1 Men				Small lap 1					
Medal Ceremony 17:00				Saturday September 9th Start Time		14:45:00			
Rank	Boat	BIB	Family name	Given name	Born	Nation		Diff	Time
1	114	161	MC GREGOR	Hank	1978	RSA			02:09:37,91
2	115	162	BIRKETT	Andrew	1990	RSA		00:00:00,92	02:09:38,83
3	116	163	BOROS	Adrián	1990	HUN		00:00:01,50	02:09:39,41
4	113	160	RAMALHO	José	1982	POR		00:00:04,34	02:09:42,25
5	127	174	LLAMEDO	Emilio	1988	ESP		00:00:55,07	02:10:32,98
6	156	156	SALBU	Daniel	1988	NOR		00:00:56,37	02:10:34,28
7	124	171	URBAN	Quentin	1988	FRA		00:00:57,59	02:10:35,50
8	111	158	ADAM	Jakub	1986	CZE		00:01:02,17	02:10:40,08
9	105	152	KIPPIN	Joshua	1990	AUS		00:02:48,81	02:12:26,72
10	125	172	PAUFLER	Nico	1998	GER		00:02:50,92	02:12:28,83
11	123	170	GRAZIANI	Matteo	1988	ITA		00:03:04,61	02:12:42,52
12	120	167	LUCAS	Edwin	1986	FRA		00:03:06,01	02:12:43,92
13	101	148	ARANYOSI	Gábor	1991	HUN		00:04:01,14	02:13:39,05
14	110	157	LEVERETT	Michael	1971	AUS		00:04:22,03	02:13:59,94
15	106	153	ORELLANA	Pascual Horacic	1987	ARG		00:04:28,48	02:14:06,39
16	104	151	LINDBERG	Joakim	1993	SWE		00:04:28,98	02:14:06,89
17	108	155	DAVIDEK	Pavel	1987	CZE		00:04:54,19	02:14:32,10
18	128	88	TORSTENSSON	Emil	1994	SWE		00:05:20,98	02:14:58,89
19	118	165	WATKINS	Barry	1989	IRL		00:05:51,82	02:15:29,73
20	117	164	MINDE	Morten	1991	NOR		00:05:52,31	02:15:30,22
21	130	101	COX	Daan	1992	BEL		00:08:37,18	02:18:15,09
22	119	166	RICHTER	Felix	1993	GER		00:09:07,57	02:18:45,48
23	107	154	MOULE	Keith	1980	GBR		00:09:33,01	02:19:10,92
24	126	173	EGAN	Peter	1979	IRL		00:09:33,59	02:19:11,50
LAPPED	131	601	PIRIE	Phillip	1990	NZL			LAPPED
LAPPED	102	149	MURATA	Koki	1998	JPN			LAPPED
LAPPED	103	150	DESROSIERS	Frank	1993	CAN			LAPPED
WD	112	159	ALONSO	Ivan	1985	ESP			DNF
WD	122	169	GARAYCOCHEA	Manuel	1993	ARG			DNF
WD	129	243	FARIA	Alfredo	1989	POR			DNF
DNS	121	168	DOSTAL	Mike	1978	USA			DNF

Chief Official: Cronberg Jorn





inc  
African  
Continental Championships

7-10 September 2017

## RESULTS

Race 15		631-650		Laps 7		Portage		6		26,2 km	
K2 Women				Small lap 1							
Medal Ceremony 14:45				Sunday September 10th		Start Time		09:05			
Rank	Boat	BIB	Family name	Given name	Born	Nation			Diff		Time
1	646	123	KISZLI	Vanda	1993	HUN					01:56:29,62
1		25	MIHALIK	SăBă Anna	1996						
2	645	122	CSAY	Renáta	1977	HUN			00:00:13,28		01:56:42,90
2		231	BARA	Alexandra	1987						
3	639	133	BELCHER	Lani	1989	GBR			00:00:14,50		01:56:44,12
3		228	MASON	Hayleigh-Jayne	1986						
4	643	36	ROSENKILDE	Emilie	1994	DEN			00:00:18,67		01:56:48,29
4		116	HANSEN	Henriette Engel	1982						
5	636	222	ARTHUR	Hayley	1983	RSA			00:00:38,39		01:57:08,01
5		227	BURN	Michelle	1985						
6	633	29	ÁLVAREZ	Tania	1994	ESP			00:01:49,44		01:58:19,06
6		24	ARQUERO OLMEDO	Lucía	1994						
7	641	125	KOZISKOVA	Anna	1986	CZE			00:01:57,79		01:58:27,41
7		229	HROCHOVA	Lenka	1981						
8	638	119	BROEKX	Lize	1992	BEL			00:02:15,72		01:58:45,34
8		35	PETERS	Hermien	1994						
9	637	120	BARRIOS	Eva	1989	ESP			00:02:45,46		01:59:15,08
9		113	FIGUERAS	Aurora	1990						
10	631	129	LEVERETT	Kate	1983	AUS			00:03:52,68		02:00:22,30
10		117	AHRENS	Marlena	1991						
11	632	220	WARD	Jenna	1993	RSA			00:05:00,28		02:01:29,90
11		224	RUSSELL	Nicole	1988						
12	642	223	ERAY	Michele	1979	USA			00:06:33,74		02:03:03,36
12		230	HOGAN	Margaret	1979						
13	644	37	LANE	Alexandra	1994	GBR			00:10:00,05		02:06:29,67
13		124	BROUGHTON	Lizzie	1988						
14	634	31	SLETSJOEE	Anna	1997	NOR			00:10:11,17		02:06:40,79
14		225	SPIKKELAND	Kristiane	1995						
WD	635	221	MURRAY	Montannah	1996	AUS					
WD		226	ROADLEY	Brea	1995						
WD	640	118	PIAZZA	Gaia	1992	ITA					
WD		34	BARTOLI	Sara	1997						

Chief Official: Cronberg Jorn



inc  
African  
Continental Championships

7-10 September 2017

## RESULTS

Race		16		501-520		Laps 7		Portage		6		26,2 km	
C2 Men						Small lap 1							
Medal Ceremony 14:45						Sunday September 10th		Start Time		09:05			
Rank	Boat	BIB	Family name	Given name	Born	Nation			Diff		Time		
1	503	141	KÖVÉR	Márton	1987	HUN					01:59:58,63		
1		145	DÓCZÉ	Ádám	1992								
2	501	232	FERRO	Ramon	1978	ESP			00:00:14,42		02:00:13,05		
2		234	GRAÑA	Oscar	1976								
3	504	142	CAMPOS	Manuel Antonio	1985	ESP			00:01:48,50		02:01:47,13		
3		235	SÁNCHEZ SÁNCHEZ	José Manuel	1984								
4	507	72	BORGIEL	Mateusz	1997	POL			00:03:43,59		02:03:42,22		
4		76	GLUZA	Patryk	1995								
5	505	138	BREZINA	Jakub	1993	CZE			00:05:56,18		02:05:54,81		
5		236	DLOUHY	Jan	1992								
6	509	41	SILVA	Dennis	1999	POR			00:09:49,32		02:09:47,95		
6		75	MARCIEL	Sergio	1998								
7	506	144	RODRIGUEZ RAM	Alejandro	1996	COL			00:10:57,98		02:10:56,61		
7		143	SAENZ COLLAZO	Felipe Andres	1994								
8	508	233	LEVCHENKO	Oleksandr	1987	UKR			00:14:41,08		02:14:39,71		
8		237	SHAPOVAL	Andrii	1993								
DNS	510	78	MEISTER	Simon	1998	ARG							
DNS		135	PALACIOS	Roberto Carlos	1980								
WD	502	69	KOLESZÁR	Zoltán	1997	HUN							
WD		77	DÓRI	Bence Balázs	1996								

Chief Official: Cronberg Jorn



inc  
African  
Continental Championships

7-10 September 2017

## RESULTS

Race		17		601-630		Laps 8		Portage		7		29,8 km	
K2 Men						Small lap 1							
Medal Ceremony 14:45						Sunday September 10th		Start Time		12:00			
Rank	Boat	BIB	Family name	Given name	Born	Nation			Diff		Time		
1	608	161	MC GREGOR	Hank	1978	RSA					02:00:10,15		
		249	MOCKE	Jasper	1985								
2	607	163	BOROS	Adrián	1990	HUN			00:00:01,31		02:00:11,46		
		248	SOLTI	László	1993								
3	606	162	BIRKETT	Andrew	1990	RSA			00:00:01,55		02:00:11,70		
		83	VAN DER WESTHUIZEN	Jean	1998								
4	616	241	PÉREZ	Luis	1990	ESP			00:00:04,92		02:00:15,07		
		79	LLORENS	Miguel	1994								
5	618	242	BOULANGER	Stéphane	1987	FRA			00:00:09,38		02:00:19,53		
		253	CANDY	Jérémy	1990								
6	602	238	VOLD	Eivind	1993	NOR			00:00:27,67		02:00:37,82		
		102	VOLD	Jon Amund	1997								
7	617	86	PAUFLER	Marcel	1995	GER			00:03:32,62		02:03:42,77		
		252	PAUFLER	Sven	1997								
8	603	158	ADAM	Jakub	1986	CZE			00:04:21,34		02:04:31,49		
		245	ZAVREL	Jakub	1996								
9	601	82	VERGAUVEN	Sebastian	1996	ARG			00:04:23,23		02:04:33,38		
		244	RODRIGUEZ	Agustin	1998								
10	619	243	FARIA	Alfredo	1989	POR			00:04:38,47		02:04:48,62		
		254	RODRIGUES	Miguel	1995								
11	620	85	GREGORY	Magnus	1998	GBR			00:04:53,96		02:05:04,11		
		81	CHMIEL	Zyggy	1997								
12	614	91	BONACINA	Alessandro	1994	ITA			00:06:20,75		02:06:30,90		
		100	BAZZANI	Francesco	1996								
13	613	240	GARAYCOCHEA	Sebastián	1995	ARG			00:08:56,44		02:09:06,59		
		169	GARAYCOCHEA	Manuel	1993								
14	605	152	KIPPIN	Joshua	1990	AUS			00:13:22,44		02:13:32,59		
		247	RICE	Brendan	1990								
WD	612	151	LINDBERG	Joakim	1993	SWE							DNF
		88	TORSTENSSON	Emil	1994								
WD	615	166	RICHTER	Felix	1993	GER							DNF
		251	FRICK	Marvin	1988								
WD	604	84	GYÓRGJAKAB	Máté	1997	HUN							DNF
		246	KULIFAI	Tamás	1989								
WD	611	94	PETERSEN	Mads Brandt	1996	DEN							DNF
		99	MØRCKE	Nicolai due Gadegaard	1995								
WD	609	239	BOUZAN	Walter	1978	ESP							DNF
		250	FERNANDEZ	Alvaro	1982								

Chief Official: Cronberg Jorn